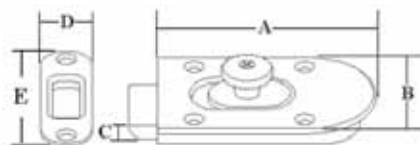


CABIN & COCKPIT ENTRY HARDWARE

M5 Transom Door Latches · Stainless Steel

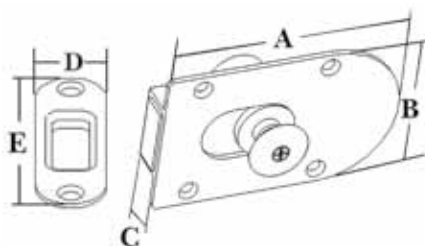
A



TRANSOM DOOR LATCH-MAGNETIC

- 316 stainless steel
- Designed for 12mm (1/2") doors
- Features an adjustable slide bolt
- Comes with striker (magnetic)
- Screws not included
- Locking and Non-locking versions

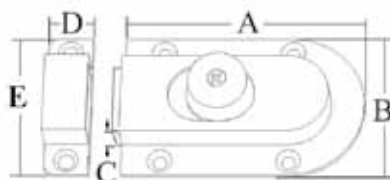
	Part No	A mm	B mm	C mm	D mm	E mm
Non-Locking	M5-60-101-8	90 (3 1/2")	55 (2 3/16")	9.3 (3/8")	21 (7/8")	70 (2 3/4")
Locking	M5-60-111-8	90 (3 1/2")	55 (2 3/16")	9.3 (3/8")	21 (7/8")	70 (2 3/4")



DOUBLE KNOB TRANSOM DOOR LATCH-MAGNETIC

- 316 stainless steel
- Designed for 12mm (1/2") doors
- Rim mount
- Available both with and without locking
- Comes with striker magnetic M5-C-305-8
- Screws not included

Part No	Model	A mm	B mm	C mm	D mm	E mm
M5-60-152-8	W/ Lock	91 (3 9/16")	56 (2 7/32")	9 (11/32")	21 (7/8")	70 (2 3/4")



OVAL SINGLE SIDE TRANSOM DOOR LATCH-MAGNETIC

- 316 stainless steel
- Surface mount, no need for cut out
- Features an adjustable slide bolt
- Screws not included

Part No	Striker	A mm	B mm	C mm	D mm	E mm
M5-60-201-8	Flush	91 (3 9/16")	56 (2 7/32")	9 (11/32")	15 (5/8")	70 (2 3/4")
M5-60-305-8	Rim	91 (3 9/16")	56 (2 7/32")	9 (11/32")	21 (7/8")	70 (2 3/4")



CABIN & COCKPIT ENTRY HARDWARE

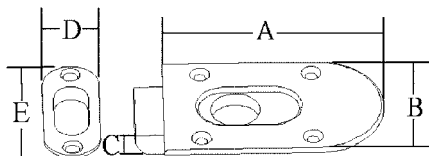
TRANSOM LATCH - SPRING BOLT

- 316 stainless steel housing with nylon slide
- Simple spring loaded slide latch well-suited for fibre glass doors
- Features an adjustable slide bolt
- Available as both single and double sided
- Screws not included

A 90° Rim mount



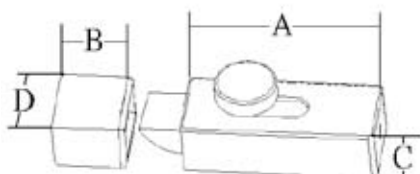
B Rim mount



	Part No.	Model	A	B	C	D	E
Latch	M5-60-302-8	Double Side	91(3 5/8")	56 (2 1/4")	9 (3/8")	X	X
	M5-60-309-8	Double Side	91(3 5/8")	56 (2 1/4")	9 (3/8")	X	X
	M5-60-305-8	Single Side	91(3 5/8")	56 (2 1/4")	9 (3/8")	X	X
Strikers	M5-C-301-8	A	X	X	X	22 (7/8")	56 (2 1/4")
	M5-C-304-8	B	X	X	X	22 (7/8")	70 (2 3/4")

TRANSOM LATCH - SPRING BOLT

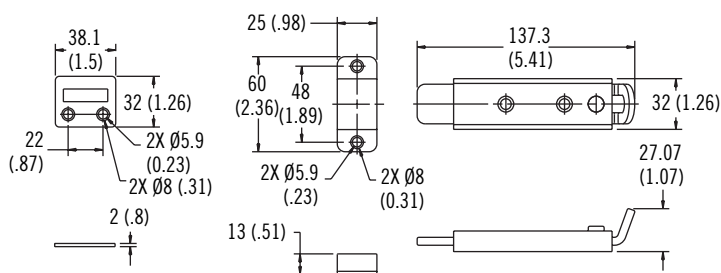
- 316 stainless steel with nylon slide
- Spring bolt can be reversed to accommodate for both left and right swing
- Flush mount striker plate included
- Mounting hardware not included



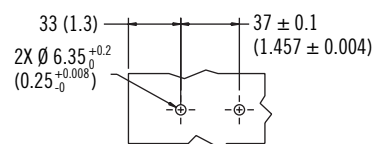
Part No	A mm	B mm	C mm	D mm
M5-60-451-8	72 (2 3/4")	27 (1 1/16")	20 (3/4")	30 (1 3/16")

TRANSOM LATCH - SPRING BOLT

- 316 stainless steel
- Two striker options available
- Mounting hardware not included
- Heavy duty construction



Panel Preparation



Part No	Striker
M5-60-205-8	Flat
M5-60-206-8	Standard

