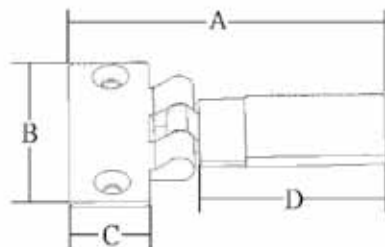


# ACCESS HARDWARE

## Stays · Catches · Handles

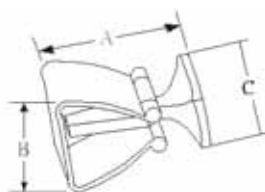
B



### SLIDING DOOR & WINDOW STOP

- 316 stainless steel body with black PVC cover

Part No	A mm	B mm	C mm	D mm
M7-90-8936614	72 (2 13/16")	47 (1 7/8")	18 (11/16")	40 (1 5/8")
M7-90-8936615	90 (3 1/2")	47 (1 7/8")	18 (11/16")	58 (2 1/4")



### DOOR HOLDER

- 316 stainless steel
- Low friction spring stainless steel roller bearing style

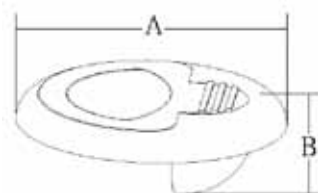
Part No	A mm	B mm	C mm
M5-10-251-8	41(1 5/8")	35(1 3/8")	41(1 5/8")
M5-10-252-8	29(1 1/8")	20(3/4")	29(1 1/8")



### DOOR STOP CATCH

- 316 stainless steel
- Rubber bumper stop to minimize noise

Part No	Model	A mm	B mm	C mm	D mm
M5-10-261-8	Horizontal	61 (2 1/2")	17 (11/16")	50 (2")	30 (1 3/16")
M5-10-262-8	Horizontal	85 (3 3/8")	17 (11/16")	50 (2")	30 (1 3/16")
M5-10-263-8	Vertical	49 (1 15/16")	29 (1 1/8")	50 (2")	30 (1 3/16")



### LIFT HANDLE

- 316 stainless steel
- Installs flush in hatch
- Features a spring loaded handle for silent operation
- Concealed installation hardware
- Mounting hardware not included

Part No	Model	A mm	B mm	Thickness
M5-10-401-8	Round	51 (2") X 51 (2")	18 (11/16")	6.2mm (1/4")

